

### About the Author



Dr. Vrushali Jangan-Ponde is a devoted, proactive anesthesiologist and strives hard to be selfless in her job. She is keenly interested in USGRA children and adults besides pediatric anesthesia including pain management. To learn and teach regional anesthesia is her passion which is reflected in her work as a founder secretary and managing trustee of Academy of Regional Anesthesia, India ([www.aoraindia.com](http://www.aoraindia.com)). She is a program leader for training in Pediatric Regional Anesthesia in collaboration with WFSA and ISA. She actively participates in teaching with Asian Society of pediatric anesthesia. She is one of the founder directors of Children Anesthesia Services, Mumbai ([www.casmumbai.com](http://www.casmumbai.com)). Numerous national and international articles written by author indicates her enthusiasm for these subjects. In her career she has held responsibilities of organizing international conferences, live demonstrations of regional anesthesia and directs USGRA bimonthly simulation-based training course. She works tirelessly to carve a niche for Indian Anesthesiology on the worlds map. She lives in Mumbai with her husband and two teenage daughter who teach her a lot in life! Besides her subjects, she is consistently groomed in playing "Sitar" by the Halim Academy of Sitar.

She firmly believes that divinity is very close to selfless work.

She would love get feedbacks on this book, including corrections, on: [vrushaliponde@yahoo.co.in](mailto:vrushaliponde@yahoo.co.in) [www.facebook.com/vrushali.ponde](http://www.facebook.com/vrushali.ponde)

### About the Book

The eyes of the most important person to the author, the reader, is reading this information, it better be clear and honest in communicating!

The book is written to walk the reader through the block: "Walk through the block" book.

Ultrasound-guided regional anesthesia, a science in progress, something for all regional anesthesiologist to keep abreast with has to be simplified, steered clear of tedious aspects and brought at the doorstep of every operation theatre. For one sole purpose, "to impart pain relief in intra and postoperative period with safety and efficacy" and make overall anesthesia safe.

The new third edition, with the total of 265 ultrasound images, 154 photographs & 127 line drawings.

Now covers...

- The basics of ultrasound physics from an anesthesiologist perspective.
- Block procedures are described from the basic steps such as ergonomics, placement of the probe, its relationship with the needle, respective ultrasound scan and the most acceptable patterns of drug spread. Finally, the drug dosages are elaborated.
- The distinction of this book is its guidelines on techniques and drug dosages for neonates, infants, children as well as adults.
- The third edition has covered the newer fascial plane blocks, in the trunk and abdominal wall, revisited lumbar plexus, continuous perineural catheters placements; adult spine sonoanatomy and ultrasound-guided continuous epidurals in children. Numerous scans have been replaced and new scans are added.
- Ultrasonography of airway, Lung, gastric antrum, and optic nerve with their respective clinical applications to anesthesiologist is dealt with in a new chapter.



**BHALANI**  
[www.bhalani.com](http://www.bhalani.com)

ISBN 978 93 81496 55 8



Vrushali C. Ponde

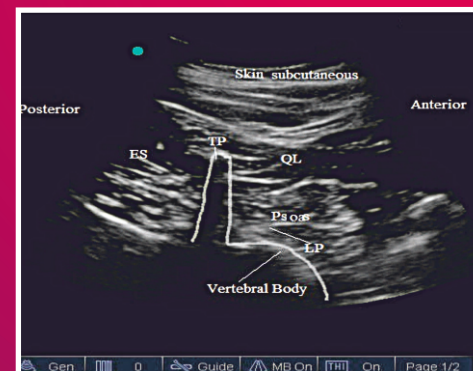
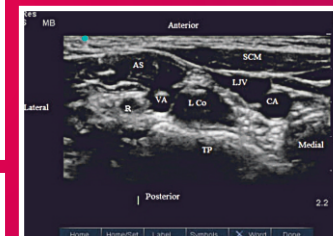
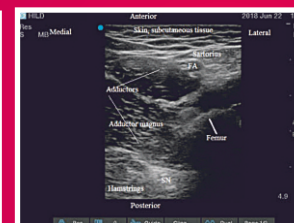
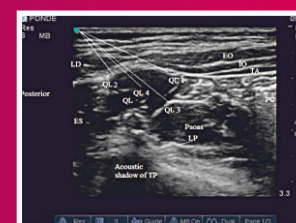
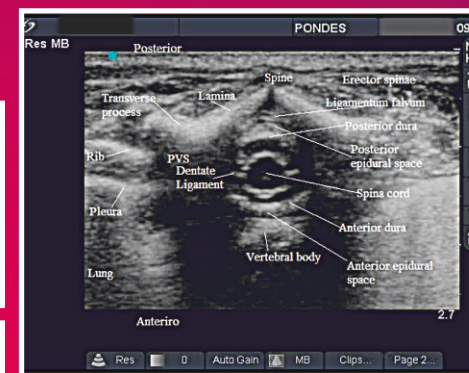
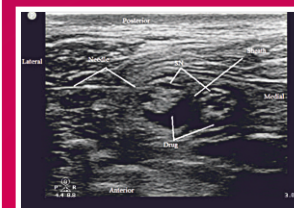
An Illustrative manual of Ultrasound Guided Regional Anesthesia for Children & Adults

3rd Edition

BHALANI

# An Illustrative Manual of Ultrasound Guided Regional Anesthesia for Children & Adults

## 3<sup>rd</sup> EDITION



**Vrushali C. Ponde**