

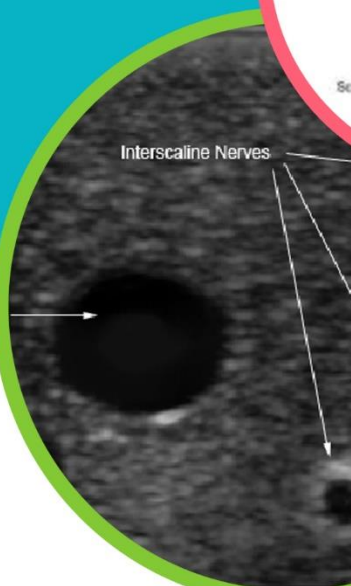
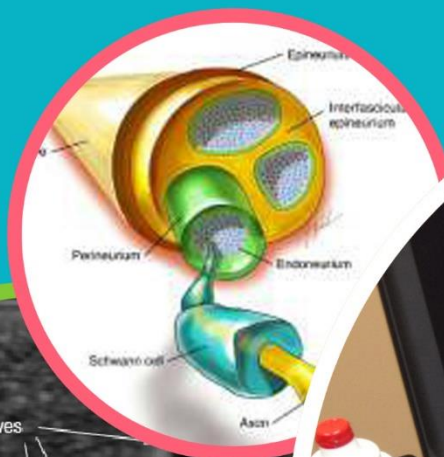


The USGRA Skill Course

A simulation based training program
An AORA Event

Highly personalized training

Not more than **10**
delegates



VENUE

Ashirvad Pain Relief Clinic

C / O Dr. Lakshmi Vas

Plot No. 117, Shubh Ashirvad Bldg,

5th Road, Hindu Colony, Dadar East,

Mumbai, 400014.

DATE: 19th Jan 2020 (Sunday)

TIME: 8.00 am - 5:00 pm

AIM

It will enable delegates to optimize and interpret the ultrasound machine's information and to apply it to regional information, which they can apply in their regional anaesthesia procedures. It comprises more of hands-on experience under personal supervision rather than didactic lectures. USGRA SKILL COURSE is an AORA event in collaboration with Ashirvad Pain Relief Clinic

Frequency of this course: This course would be repeated in every 2 month to begin with.

COURSE DIRECTOR



Dr. Vrushali Ponde

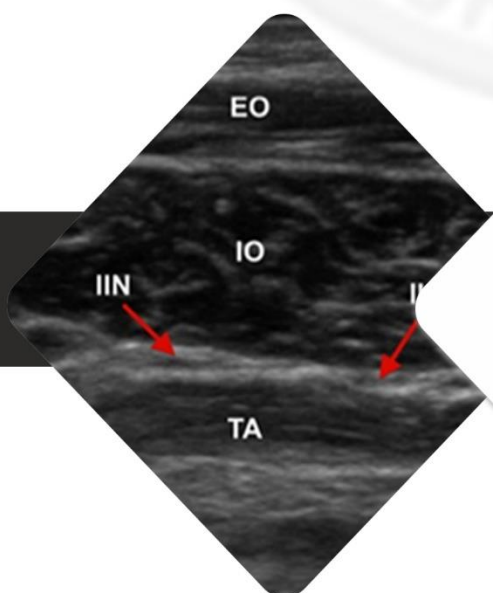
President AORA India

Committee Member : Asian Society of Paediatric Anaesthesiologist.

Ex: Hon Sec: Asian Society of Paediatric Anaesthesiologist.

Founder Director : Children Anaesthesia services of Mumbai.

Program Head : Pediatric Regional Anesthesia Fellowship. WFSA.



EDUCATIONAL OBJECTIVES

After attending the course, one should be able to grasp the following aspects:

- ◆ Understand the principles of ultrasound imaging
- ◆ Understand the ergonomics of positioning ultrasound equipment in the operation theatre.
- Sonoanatomy :
 - Visualize key landmark structures including blood vessels, muscles, fascia, and bone.
 - Identify the nerves or plexus on short-axis imaging.
 - Confirm normal anatomy and recognised anatomic variations.
- ◆ Understand various methods for maintaining aseptic techniques with respect to ultrasound equipment.
- ◆ Decide the path for a needle approach that avoids unnecessary tissue trauma.
- ◆ Learn the tricks and tips for hand eye co-ordination with phantom practice which mimic human sonoanatomy.
- ◆ Understand the basics of ultrasound-guided continuous perineural catheters, including indications and proper technique.
- ◆ Understand and get used to certain specialized needles meant for ultrasound guidance.
- ◆ How to integrate ultrasound-guided nerve blocks your clinical practice.
- ◆ As a byproduct, delegates would also be able to use ultrasound for IJV and Femoral venous cannulations.

IN ESSENCE:

Achieve improved patient outcomes through safe and successful regional anaesthesia.

WHO CAN TAKE THIS COURSE?

This educational activity is offered to anaesthesiologists, pain management specialists and others, who are interested in learning the science of ultrasound-guided nerve blocks.

REGISTRATION

REGISTRATION FEES : RS. 6,500/-

Cheque / DD

Please send Cheque / DD in favour of **Childrens Anaesthesia Services Mumbai, LLP** to the following address

Mrs. Asha Sharma, Librarian, BJ Wadia Children Hospital Acharya Donde Marg Parel,
Mumbai – 400012. Email - vrushaliponde@gmail.com

BANK TRANSFERS (NEFT / RTGS)

Account name: CHILDREN'S ANAESTHESIA SERVICES (MUMBAI) LLP.

ACCOUNT NO: 50200016301851.

IFSC CODE: HDFC0000079

SANTA CRUZ BRANCH.

ONLINE REGISTRATION :

Please visit www.casmumbai.com to register and pay for this course online

USGRA SKILL COURSE :

A simulation based training program would be held every 2 months.

Subsequent dates will be displayed on the website. For any queries, please feel free to contact us.

Name : _____

Address : _____

Medical Council No. : _____

Email id : _____

Cheque / Demand Draft No. : _____

Bank Details : _____

Date : _____